

# Development of a concept to combine and simplify different existing automatic test systems and subsequent implementation of a new test system software

*by*

Sven Görres  
2215236

*Supervisors*

Prof. Dr.-Ing. Klaus Solbach,  
University Duisburg-Essen  
Dipl.-Ing. Klaus Thier, novero GmbH

UNIVERSITÄT  
DUISBURG  
ESSEN

*Open-Minded*

# Outline

- Motivation
- Original State
- Analysis
- Implementation
- Outlook

Motivation

Identify

Redundancies

Motivation

Create

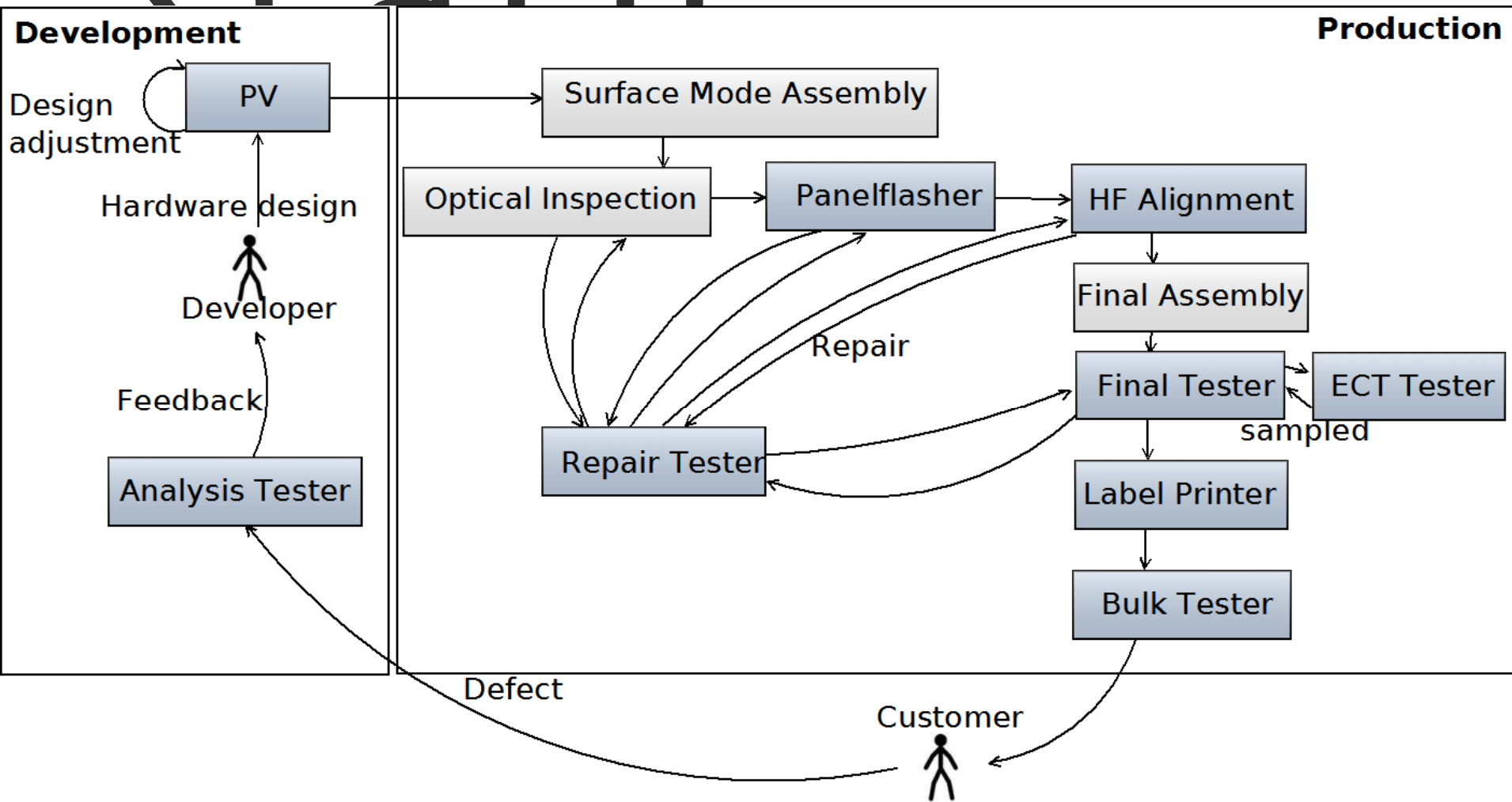
Concept

Motivation

Increase

Efficiency

# Original State



# DUT





# PV

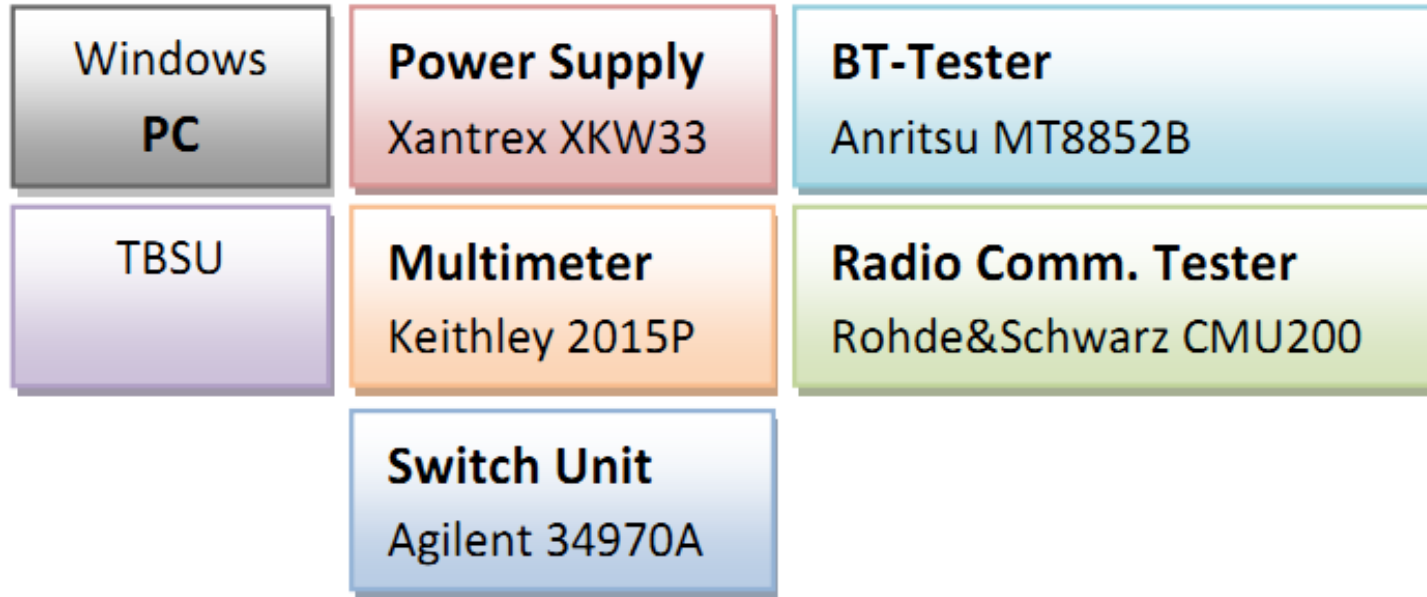




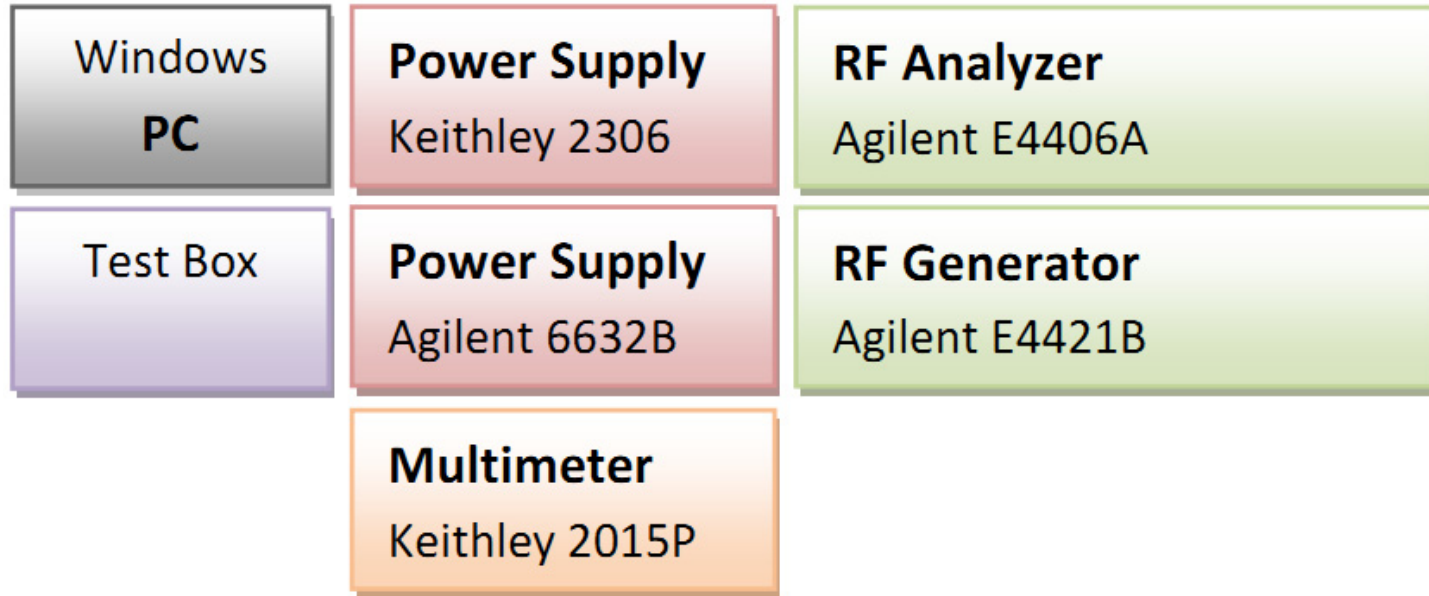
PV

Windows PC	<b>Power Supply</b> Xantrex XKW33	<b>BT-Tester</b> Anritsu MT8852B
Nokia Carbox	<b>Multimeter</b> Keithley 2015P	<b>Radio Comm. Tester</b> Rohde&Schwarz CMU200
Climatic Chamber	<b>Switch Unit</b> IMTOP Power	<b>Switch Unit</b> RF-Switch
	<b>Switch Unit</b> Agilent 34970A	<b>Switch Unit</b> Agilent 34970A
	<b>Switch Unit</b> Agilent 34970A	<b>Switch Unit</b> Agilent 34970A
	<b>Switch Unit</b> Agilent 34970A	

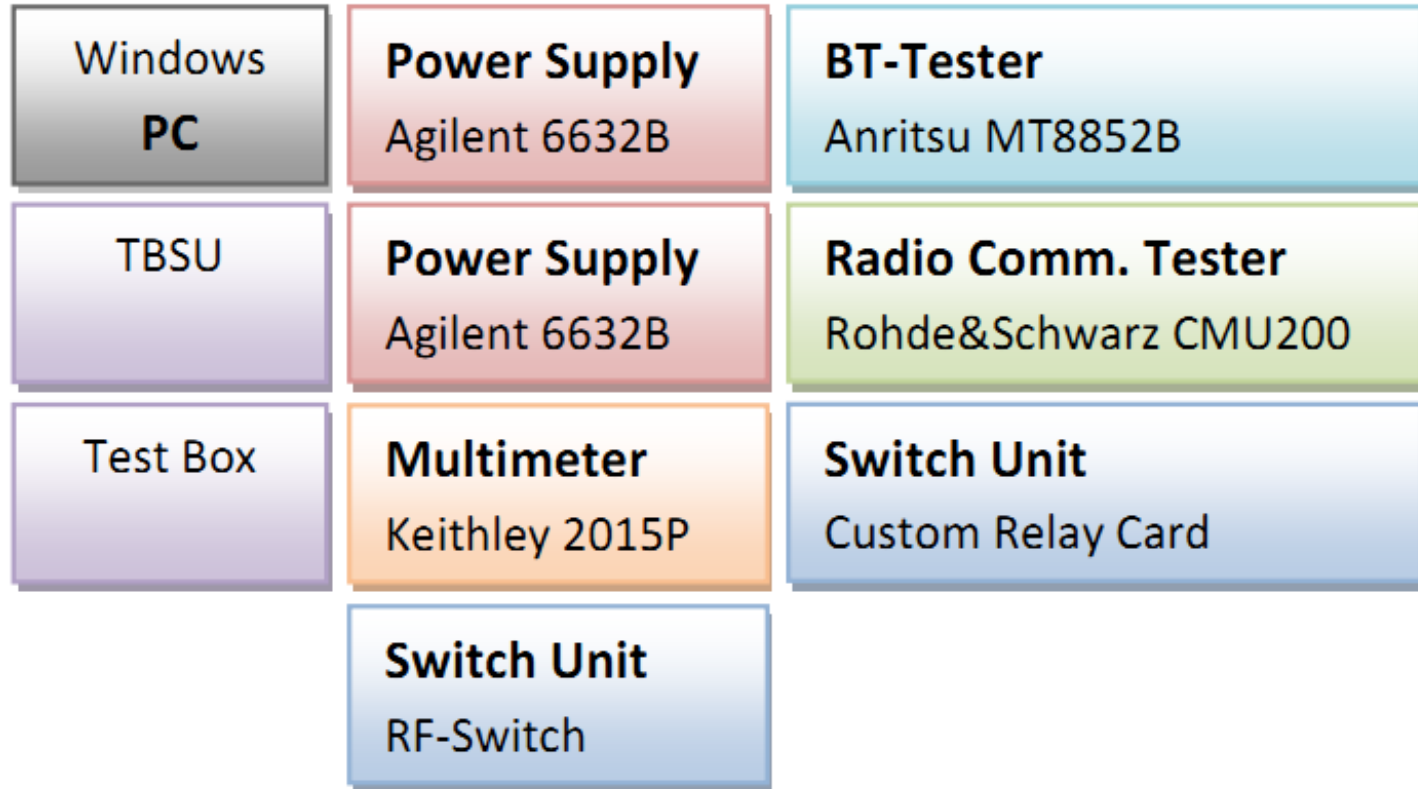
# Analysis



# Alignment



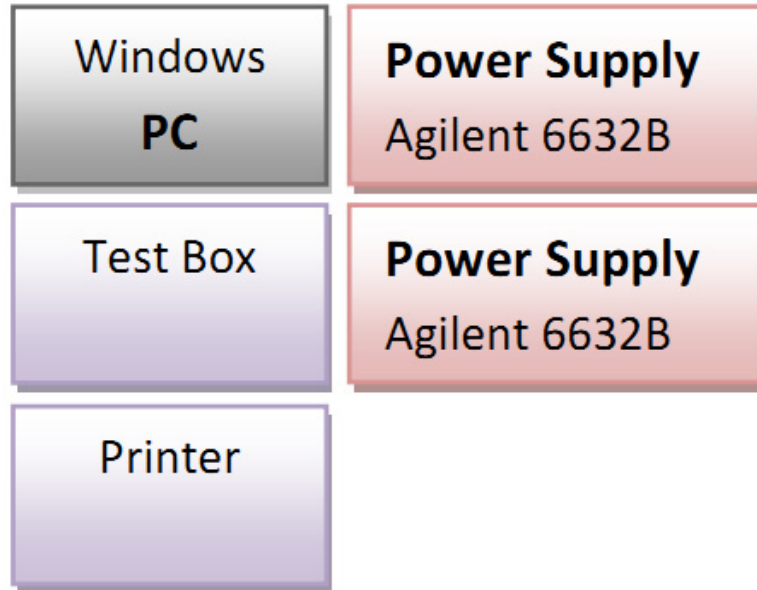
# Final



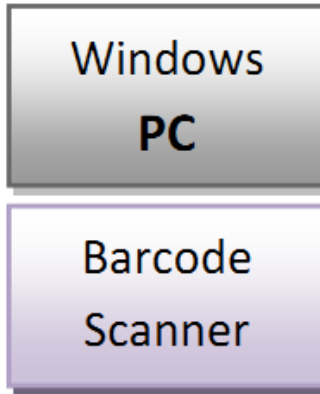
Windows <b>PC</b>	<b>Power Supply</b> Agilent 6632B	<b>BT-Tester</b> Anritsu MT8852B
TBSU	<b>Power Supply</b> Agilent 6632B	<b>Radio Comm. Tester</b> Rohde&Schwarz CMU200
Climatic Chamber	<b>Multimeter</b> Keithley 2015P	<b>Switch Unit</b> Custom Relay Card
	<b>Switch Unit</b> RF-Switch	

TEST

# Label



# BULK





# HW-


# Combinations

	ECT	Final	PV	Analysis
PS	X	X	X	X
DMM	X	X	X	X
CC	X		X	
SU	X	X	X	X
CMU	X	X	X	X
BT	X	X	X	X
Printer				
Carbox/TBSU	X	X	X	X
Barcode				

# Test- Combinations

Final	ECT	PV	Analysis
100%	90%	87%	78%

# TestStand



## Established



## Cost & Complexity

Vee



Graphical



Cost &

Complexity

novero

Tester

+ C++ & free!

- Implement.  
Effort

# Recap

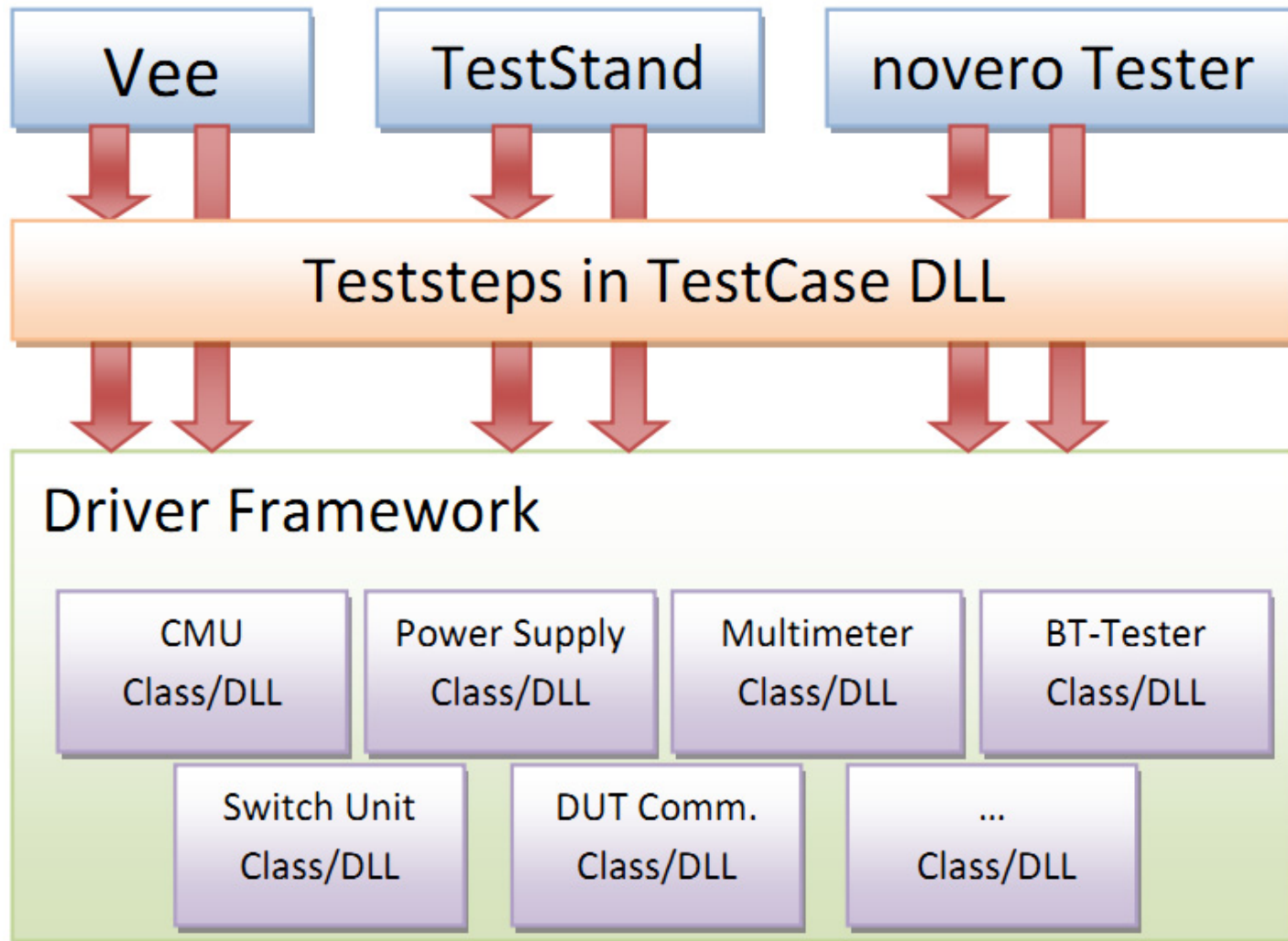
combine ECT, PV, Final

usin novero Tester

g  
impleme PV

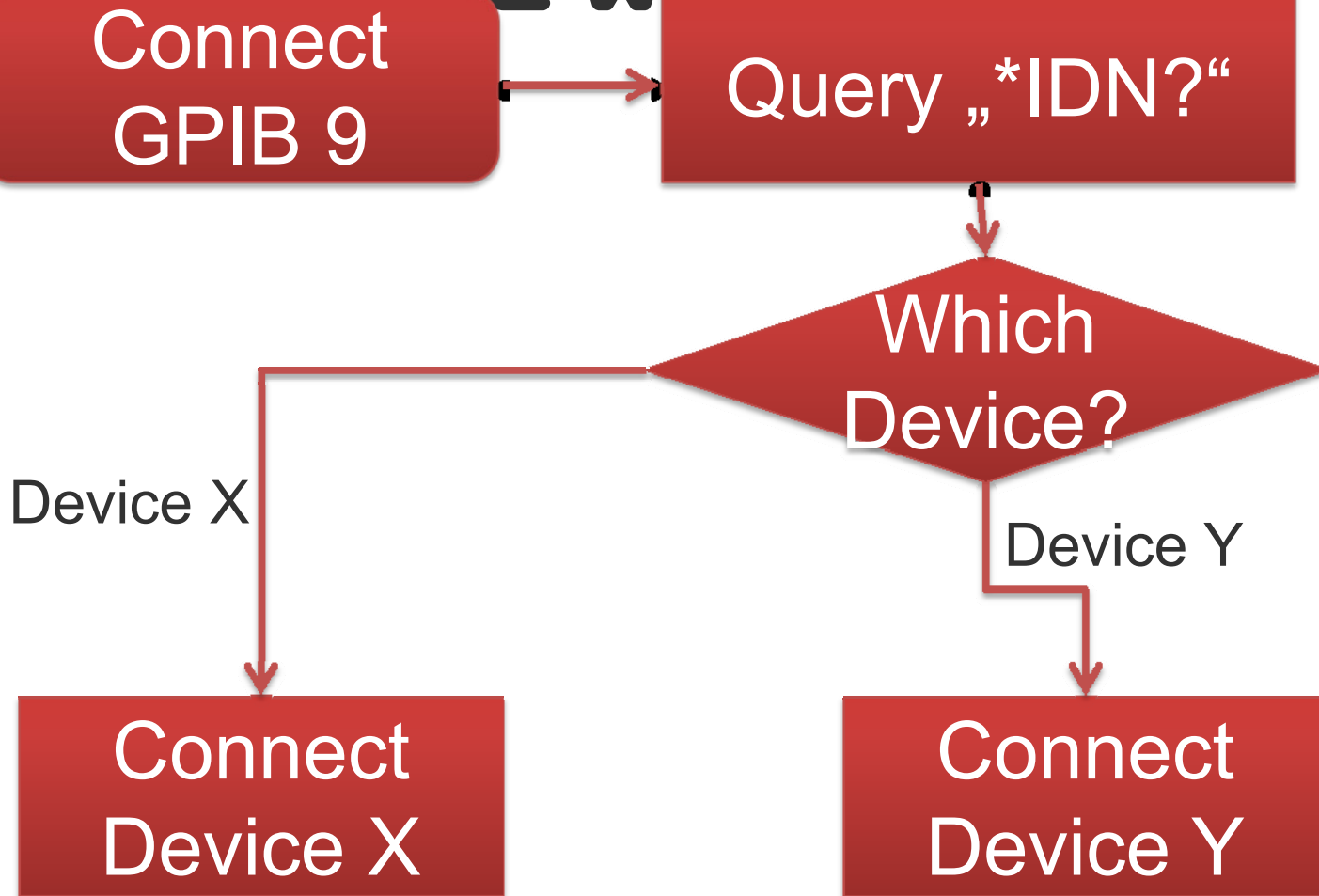
nt

# Driver Framework

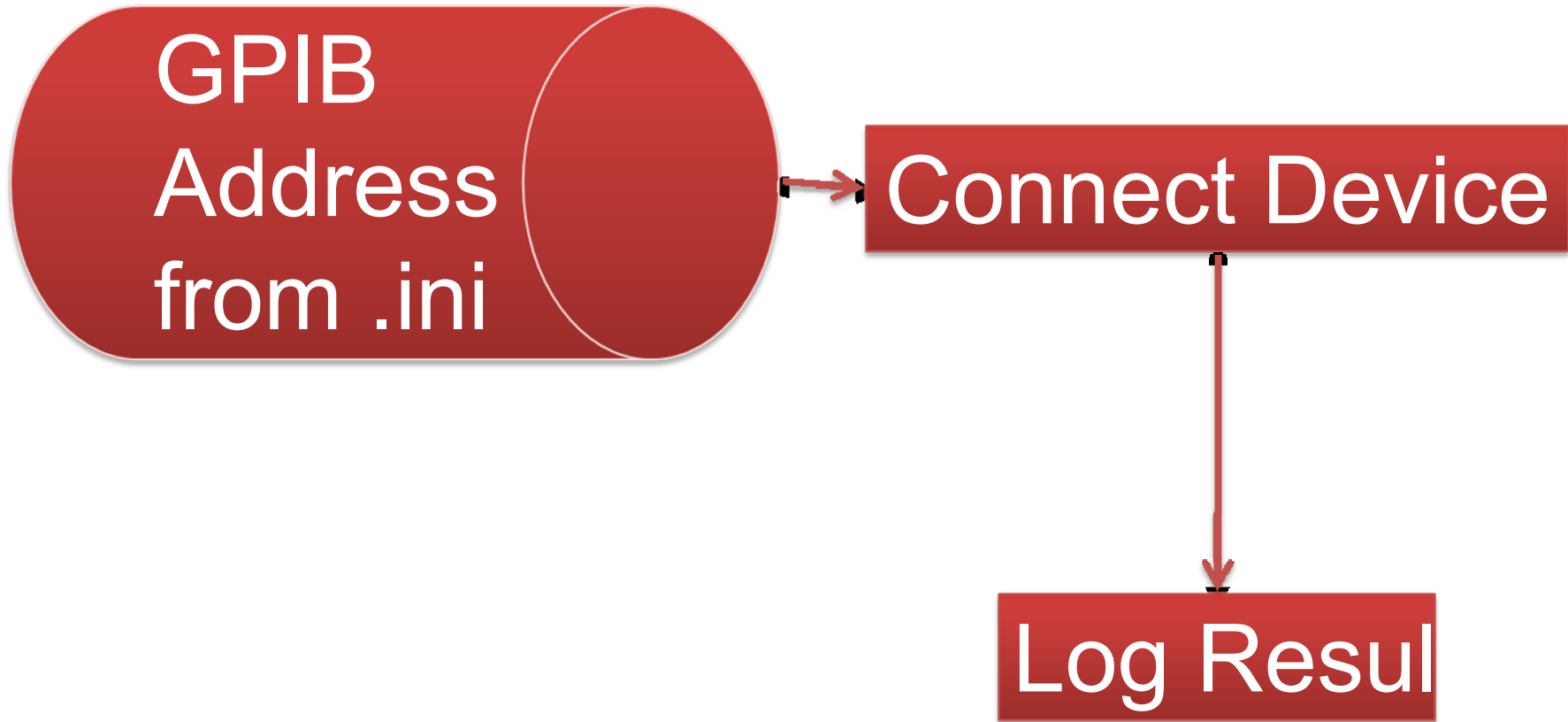




# Driver Framework



# Sample



# Sample ACTION (

„Connect to Power Supply“,

PowerSupply->

Connect (

Config->

GetIntVal(

„GPIB“, „PowerSupply“, 0)

)

);

# Sample

NUMERIC (

„Measure DC Voltage“,

DMM->

MeasureVoltDC (

&g\_doubleResult

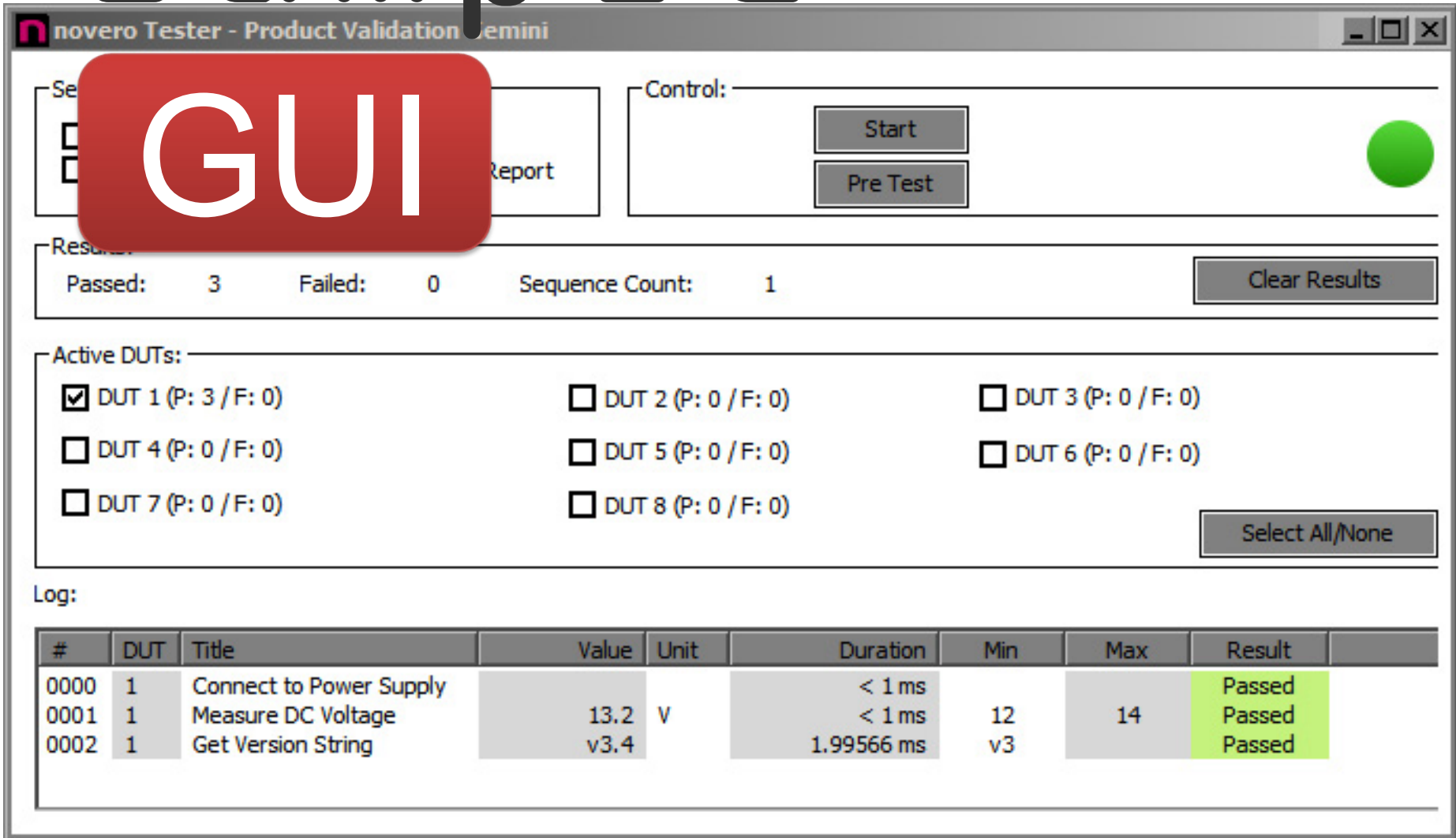
)

,“V“,12.0,14.0);

# Sample

```
STRING (  
    „Get Version String“,  
    PXA->  
        GetVersionString (  
            &g_stringResult  
        )  
    , „v3“);
```

# Sample



The screenshot displays the 'novero Tester - Product Validation' interface. A large red 'GUI' watermark is overlaid on the top left. The interface includes a 'Control' section with 'Start' and 'Pre Test' buttons, a 'Results' section showing 'Passed: 3', 'Failed: 0', and 'Sequence Count: 1', and an 'Active DUTs' section with checkboxes for DUT 1 through DUT 8. A 'Log' table at the bottom shows test steps with columns for #, DUT, Title, Value, Unit, Duration, Min, Max, and Result.

**GUI**

Control: Start Pre Test

Results: Passed: 3 Failed: 0 Sequence Count: 1 Clear Results

Active DUTs:

- DUT 1 (P: 3 / F: 0)
- DUT 2 (P: 0 / F: 0)
- DUT 3 (P: 0 / F: 0)
- DUT 4 (P: 0 / F: 0)
- DUT 5 (P: 0 / F: 0)
- DUT 6 (P: 0 / F: 0)
- DUT 7 (P: 0 / F: 0)
- DUT 8 (P: 0 / F: 0)

Select All/None

Log:

#	DUT	Title	Value	Unit	Duration	Min	Max	Result
0000	1	Connect to Power Supply			< 1 ms			Passed
0001	1	Measure DC Voltage	13.2	V	< 1 ms	12	14	Passed
0002	1	Get Version String	v3.4		1.99566 ms	v3		Passed

# Sample

## Product Validation Gemini - Report

**HTML**

	3
Tests passed:	3 (100.00% of executed test cases)
Tests failed:	0 (0.00% of executed test cases)

novero Tester Report

02.11.2011 - 11:47:47

### Tests

DUT			Title	Comment	Result
000	1	11:47:52	Connect to Power Supply		Passed
001	1	11:47:52	Measure DC Voltage	(12 [V] <= ) 13.2 [V] ( <= 14 [V])	Passed
002	1	11:47:52	Get Version String	("v3" in ) "v3.4"	Passed



# Sample

## DVLOG

```
[test
#<!--TestCasesStart-->#
Connect to Power Supply;:::;
Measure DC Voltage;V;12;14;;
Get Version String;;v3;;;
#<!--TestCasesEnd-->#

[testresult_header]
Line_number;date;time;cycle;dut;temperature;
humidity;testname;verdict;meas_result;meas_unit;additional_info
[testresults]
0;02.11.2011;11:47:52;1;1;-;-;Connect to Power Supply;PASS;:::;
1;02.11.2011;11:47:52;1;1;-;-;Measure DC Voltage;PASS;13.2;V;;
2;02.11.2011;11:47:52;1;1;-;-;Get Version String;PASS;v3.4;::;
```

# Results

Driver  
Framework  
working

Results

PV Tester

implemented

ed

# Results

## Teststeps

## portable

# Future

# Use

# Teststeps for other stations

# Future

## Add

# Teststeps for other stations

Future  
Replace  
existing SW  
solutions



Question

S?

thanks!